

Light Sensor Leveling Units and Mounts

These accessories enable easy mounting and leveling of the wide range of Skye light sensors. Skye recommend that cosine corrected sensors should be mounted horizontally to ensure accurate and repeatable light measurements.

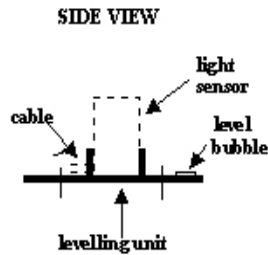
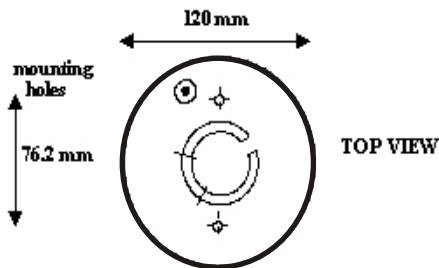
The leveling units are made from anodised aluminium with nylon screw fittings, so are corrosion and maintenance free. They include a level bubble, three leveling screws, 2 fixing screws plus two stainless steel fixing 'U' bolts.

These units can be used with the range of brackets offered by Skye, and can also be fixed to poles, masts or vertical surfaces such as walls etc.

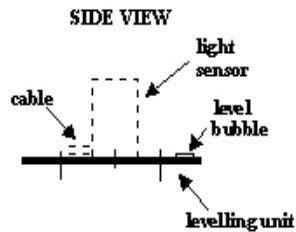
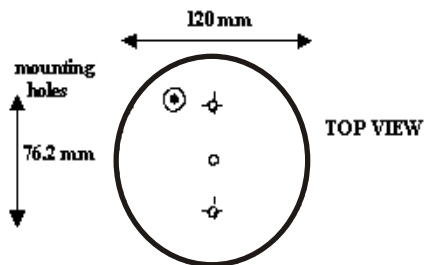


DIMENSIONS

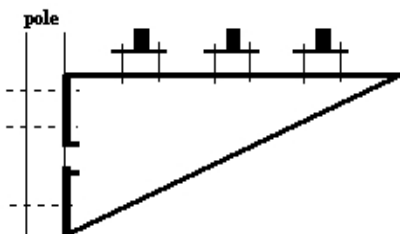
SKM 221 Levelling unit for single channel light sensors and SKR 110 (diameter 33 mm)



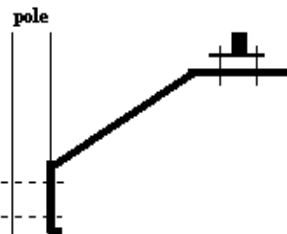
SKM 222 Levelling unit for SKR 1800 and SKR 1850 sensors



SKM 229
BRACKET FOR UP TO 3 LEVELLING UNITS



SKM 226
LONG ARM BRACKET



ORDERING INFORMATION

SKM 221 - Leveling unit for single channel light sensors and SKR 110 (Red/ Far Red)

SKM 222 - Leveling unit for multi-channel light sensors. HOPL's and UV Sensors.

SKM 226 - Long arm bracket for 1 leveling unit

SKM 229 - Long arm bracket for up to 3 leveling units